

Live tooling for CNC Lathes

Porte-outils tournants pour les tours CN / Portautensili motorizzati per tornio CN

MADAULA
creative solutions



“Perfect work requires passion, precision
and well designed and reliable tools.
Madaula’s focus
is to supply these tools to world-wide industry”



Tradition in precision

Since 1956 **Madaula** has stood for the highest quality and the best reliability of its products.

We have more than 55 years of experience in design, development and manufacture all kind of heads for the machine tool industry.



Depuis 1956, **Madaula** est synonyme de la plus haute qualité et de la meilleur fiabilité pour ses produits. Nous avons plus de 55 ans d'expérience dans la conception, le développement et la fabrication de tous types de têtes pour l'industrie de la machine-outil.

Dal 1956 **Madaula** è sinonimo di massima qualità e di grande affidabilità. Abbiamo più di 55 anni di esperienza nella progettazione, sviluppo e produzione di tutti i tipi di teste per il settore delle machine utensili.



Innovation and reliability

We're focused on our ability to create products adapted to our customer's needs, reduce their manufacturing cost, thereby improving their competitive edge in the market.

We work to ensure optimally designed, precise, robust and durable products.

We love challenges.

Our goal is to turn your vision into reality and thereby increase your productivity.

Nous nous sommes consacrés sur notre capacité à créer des produits adaptés aux besoins des clients, à réduire leurs coûts de fabrication et ainsi améliorer leur avantage compétitif sur le marché.

Nous travaillons pour créer des produits de conception optimale, durables, robustes et précis.

Nous aimons les défis.

Notre objectif est d'augmenter votre productivité.

Siamo concentrati sulla nostra capacità di creare prodotti adatti alle esigenze dei nostri clienti, ridurre i loro costi di produzione, migliorando in tal modo il loro vantaggio competitivo nel mercato.

Lavoriamo costantemente per progettare in modo ottimale i nostri prodotti per renderli precisi, robusti e durevoli.

Noi amiamo le sfide. Il nostro obiettivo è quello di trasformare la vostra richiesta in realtà e di conseguenza aumentare la vostra produttività.

All over the world

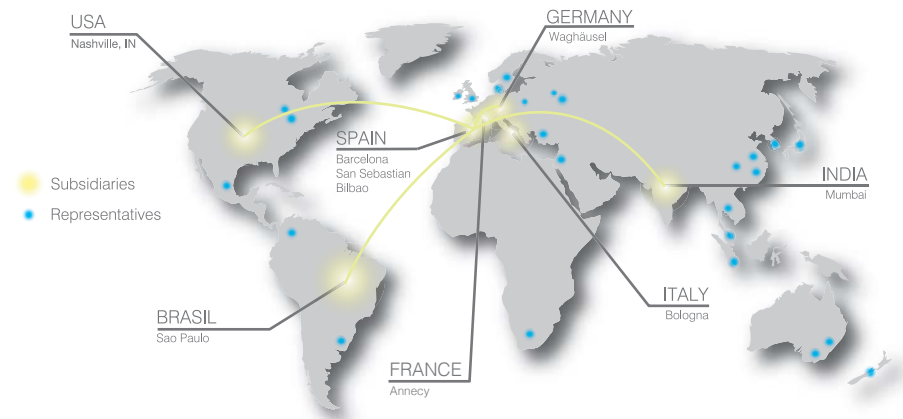


Our head office and factory are located in Barcelona, recognized city throughout the world by the creativity and constant innovation of its industries.

We sell all over the world with subsidiaries in Germany, USA, Italy, France, Brazil and India with representatives all over the world. We export the 80% of our production.

Notre siège social et l'usine sont situés à Barcelone, ville reconnue mondialment par sa la créativité et constante innovation. Nous vendons partout dans le globe avec des filiales en Allemagne, USA, Italie, France, Brésil et l'Inde, et avec des représentations dans le monde entier. Nous exportons le 80% de notre production.

La nostra sede principale e lo stabilimento si trova a Barcellona, città riconosciuta in tutto il mondo per la creatività e l'innovazione costante delle sue industrie. Vendiamo in tutto il mondo con filiali in Germania, Stati Uniti, Italia, Francia, Brasile e India con i rappresentanti di tutto il mondo. Esportiamo l'80% della nostra produzione.



New manufacturing facility

We welcome you to our brand new facility designed with modern, bright and eco-friendly architecture which includes open space offices and production area.

Nous avons le plaisir de vous accueillir dans ôtre nouveau bâtiment conçu de façon moderne, lumineux et respectueux de notre environnement qui comprend les bureaux et la production.

Vi diamo il benvenuto alla nostra nuovissima struttura progettata con architettura moderna, luminosa ed eco-friendly, che comprende uffici open space e zona di produzione.



Passion for precision

Precise and rigid manufacture
Adaptable to all types of machines
100% Checked and tested
High speed rotation
Longer toll life

Modular design. All types of turret connections and drive couplings available.

Concept modulaire. Nous fabriquons tous les types de connexion et entraînement aux différentes tourelles.

Disegno modulare. Tutti i tipi di connessioni torretta e trascinamento disponibili.

Adjustable coolant nozzle.

Buse orientable pour l'arrosage.
Ugello refrigerante regolabile.

High precision P4 quality preloaded bearings.

Roulements de haute précision P4 précharges.
Cuscinetti di alta precisione qualità P4 precaricati.

Improved sealing design combining a labyrinth and optimized friction seals to get hermetically sealed spindles.

Amélioration de la conception de l'étanchéité en combinant un labyrinthe et joints à friction optimisée pour obtenir une parfaite étanchéité.


Disegno migliorato che combina labirinti e guarnizioni di tenuta, ottimizzati per ottenere mandrini ermetici.

Multiple output options.

Multiples options de sortie.
Diverse opzioni di uscita.

Primary labyrinth seal.

Joint à labyrinthe primaire.
Tenuta primaria a labirinto.



7 Fixed type or easy alignment system. Reduced set up time.

Système fixe ou de réglage facile.
Temps de mise à point réduit.

Sistema fisso oppure di facile regolazione.
Tempo di installazione ridotto.

8 Hand matched or ground spiral bevel gears to minimize backlash. Smooth and quiet running with higher torque.

Engrenages conique-spirales rectifiés ou rodés pour un jeu minimale.
Fonctionnement souple et silencieux avec un couple élevé.

Abbinato a ingranaggi conici a spirale per ridurre al minimo il contraccolpo.
Fluido e silenzioso con una coppia più elevata.

9 Hardened aluminium bodies for light heads. Steel bodies for heavy heads. Bodies machined from a solid block.

Corps en aluminium durci pour les têtes légères.
Corps en acier pour les têtes lourdes.
Corps usinés du massif.

Corpi in alluminio temprato per teste piccole.
Corpi in acciaio per teste pesanti.
Corpi lavorati dal pieno.

10 Available with coolant through the spindle up to 80 bar.

Disponible avec passage du liquide de refroidissement à travers de la broche jusqu'à 80 bar.

Disponibili con refrigerante interno mandrino fino 80 bar.

11 High grade synthetic grease for long life lubrication.

Lubrification à la graisse à longue durée de vie.

Grasso sintetico per la lubrificazione a lunga durata.

Application fields

Aerospace

Aéronautique / Aerospaziale

Automotive

Automobile / Automotive

Components

Composants mécaniques / Componenti

Electronics

Electronique / Elettronica

Energy

Énergie / Energia

Heavy industry

Industrie lourde / Industria pesante

Machine tool equipment

Équipement de machine-outils /
Attrezzature per macchine utensili

Medical

Médical / Medicafe

Micro-mechanics

Micro-mécanique / Micro-meccanica

Defense

Défense / Difesa

Orthopaedics

Orthopédie / Ortopedia

Power generation

Génération d'énergie /
Produzione di energia

Railway engineering

Ferroviaire / Ingegneria ferroviaria

Watch-making industry

Industrie horlogère / Settore orologeria

Wind industry

Industrie éolienne / Settore eolico



Turbine image by Kollected

BARUFFALDI

MODELS

VDI-16: Spinner TC-32MC
 VDI-20: Baruffaldi TOEM/TBMA-120/12
 Spinner TC-42



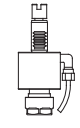
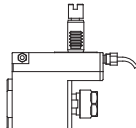
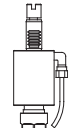
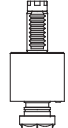
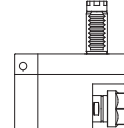
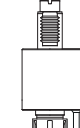
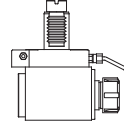
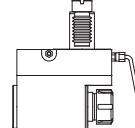
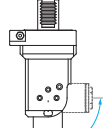


VDI-30: Baruffaldi TOEM/TBMA-160/12
 Jyoti TMC-250A
 Spinner TC-46/52/65/66/400/600/67L
 Traub TND-200
 AUM-Angellini OSCAR

MADAULA
 creative solutions

VDI-16




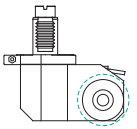
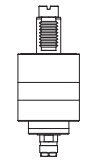
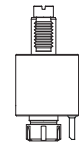
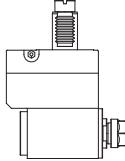
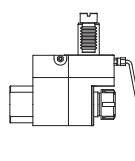
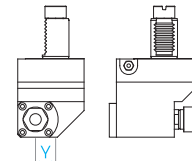
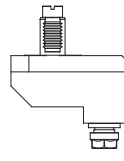






VDI-20

VDI-30


	AXIAL	RADIAL SET-BACK	AXIAL IC 30 bar 	AXIAL	RADIAL SET-BACK	AXIAL	RADIAL	RADIAL SET-BACK	RADIAL ADJUSTABLE 
									
Code	BF.000.16	BF.011.16	BF.005.16	BF.000.20	BF.011.20	BF.000.30	BF.010.30	BF.011.30	BF.021.30
	ER-16	ER-16	ER-16	ER-20	ER-20	ER-25	ER-25	ER-25	ER-16A
R.P.M max	8.000	8.000	8.000	6.000	6.000	6.000	6.000	6.000	6.000
	1:1	1:1	1:1	1:1	1:1	1:1	1:1	1:1	1:1
Nm max	15	15	15	25	25	30	30	30	18



VDI-30

	SAW-MILL	AXIAL SPEEDER	AXIAL IC 30 bar 	RADIAL SPEEDER	RADIAL SET-BACK IC 80 bar 	RADIAL FIX. "Y" AXIS 	AXIAL OFFSET SPEEDER	AXIAL SAW-MILL
								
Code	BF.030.30	BF.002.30	BF.005.30	BF.013.30	BF.017.30	BF.024.30	BF.026.30	BF.038.30
	Ø25	ER-16	ER-25	ER-20	ER-25	ER-25	ER-20	Ø32
R.P.M max	3.000	18.000 	6.000	10.000 	6.000	6.000	12.000 	6.000
	1:0.79	1:5	1:1	1:3	1:1	1:1	1:4	1:1
Nm max	38	6	30	10	30	30	7	30

Symbology

-  Internal coolant
-  Speeder
-  Reducer

Specials  Welcome

BARUFFALDI






MODELS

VDI-40: Baruffaldi TOEM/TBMA-200/12
Accuway UT-300/300L
CMZ TL-20M
Spinner TC-67H
Spinner TC-600/800 MC-MC4
Spinner TC-82 MC






VDI-50: Baruffaldi TOEM/TBMA-250/12
CMZ TBI-520
Spinner TC-82/FP-82
Spinner TC-108/110/110L/77L
Spinner TC-800/800L/72

MADAULA
creative solutions

VDI-40

	AXIAL	RADIAL	RADIAL SET-BACK	RADIAL ADJUSTABLE	SAW-MILL	AXIAL OFFSET	AXIAL IC 30 bar 	RADIAL SPEEDER	SAW-MILL REDUCER
	ER-32	ER-32	ER-32	ER-25	Ø16	ER-32	ER-32	ER-32A	Ø22
R.P.M max	4.000	4.000	4.000	4.000	4.000	4.000	4.000	10.000 	4.000 
	1:1	1:1	1:1	1:1	1:1	1:1	1:1	1:3	4:1
Nm max	50	50	50	30	50	50	50	17	200

VDI-50

	AXIAL	RADIAL	RADIAL SET-BACK	RADIAL ADJUSTABLE	SAW-MILL	AXIAL OFFSET	AXIAL SPEEDER	AXIAL REDUCER x3	AXIAL REDUCER x5
	ER-40	ER-40	ER-40	ER-32	Ø25	ER-40	ER-40	ER-40	ER-40
R.P.M max	3.000	3.000	3.000	3.000	3.000	3.000	6.000 	3.000 	3.000 
	1:1	1:1	1:1	1:1	1:1	1:1	1:3	3:1	5:1
Nm max	100	100	100	60	100	100	33	300	500






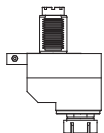
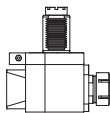
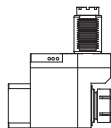
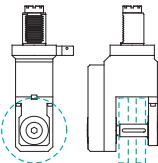
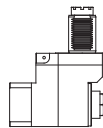





MODELS



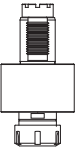
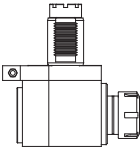
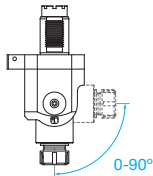
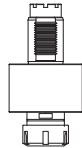
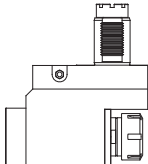


VDI-50: Baruffaldi TOEM/TBMA-250/12
 CMZ TBI-520
 Spinner TC-82/FP-82
 Spinner TC-108/110/110L/77L
 Spinner TC-800/800L/72

VDI-60: Baruffaldi TBMA-320/400

VDI-50

	AXIAL IC 30 bar 	AXIAL OFFSET IC 80 bar 	RADIAL IC 80 bar 	RADIAL SET-BACK IC 80 bar 	SAW-MILL REDUCER	RADIAL FIX. "Y" AXIS
						
Code	BF.005.50	BF.006.50	BF.016.50	BF.017.50	BF.030.50R	BF.051.50
	ER-40	ER-40	ER-40	ER-40	Ø27	ER-32A
R.P.M max	3.000	3.000	3.000	3.000	3.000 	3.000
	1:1	1:1	1:1	1:1	1.3:1	1:1
Nm max	100	100	100	100	130	100

VDI-60

	AXIAL	RADIAL	RADIAL ADJUSTABLE	AXIAL IC 30 bar 	RADIAL SET-BACK IC 80 bar 
					
Code	BF.000.60	BF.010.60	BF.021.60	BF.005.60	BF.017.60
	ER-50	ER-50	ER-32	ER-50	ER-50
R.P.M max	3.000	3.000	4.000	3.000	3.000
	1:1	1:1	1:1	1:1	1:1
Nm max	180	180	60	180	180



MODELS

BMT-45: Doosan Lynx 220/Puma MX-1600
 BMT-55: Doosan Puma 2100/2600/300/3100
 Doosan Puma MX-2000/2500/2600
 Doosan Puma TT-2500/U-400

BMT-55: Doosan VT-450/VTT/TL2000/2500
 Hyundai KIA-180
 Hyundai WIA 230L-LM1600/1800
 Victor VTurn-A26

BMT-45

	AXIAL	RADIAL	RADIAL ADJUSTABLE	AXIAL	AXIAL	RADIAL	RADIAL	RADIAL SET-BACK	RADIAL ADJUSTABLE
Code	DN.000.45	DN.010.45	DN.021.45	DN.000.55 ER-25	DN.000.55 ER-32	DN.010.55 ER-25	DN.010.55 ER-32	DN.011.55	DN.021.55
	ER-25	ER-25	ER-16A	ER-25	ER-32	ER-25	ER-32	ER-25A	ER-16A
R.P.M max	6.000	6.000	6.000	6.000	6.000	6.000	6.000	6.000	6.000
	1:1	1:1	1:1	1:1	1:1	1:1	1:1	1:1	1:1
Nm max	30	30	18	50	50	50	50	50	18

BMT-55

	SAW-MILL	AXIAL OFFSET	AXIAL IC 30 bar	RADIAL SPEEDER	RADIAL SPEEDER IC 80 bar	RADIAL DOUBLE OUTPUT	SAW-MILL REDUCER	RADIAL "Y" AXIS
Code	DN.030.55	DN.001.55	DN.005.55	DN.013.55	DN.018.55	DN.029.55	DN.030.55/R	DN.054.55
	Ø22	ER-25	ER-32	ER-25	ER-16	ER-16x2	Ø22	ER-20A
R.P.M max	3.500	6.000	6.000	10.000	15.000	6.000	3.000	6.000
	1:1	1:1	1:1	1:3	1:3	1:1	2.5:1	1:1
Nm max	50	50	50	17	17	50	125	50

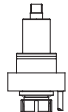

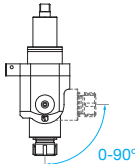
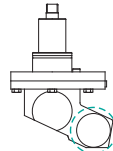
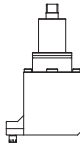






MODELS

BMT-65: Doosan Puma 300/2100/2600/3100
 Doosan Puma MX-2000/2500/2600
 Doosan Puma TT-2500/U-400
 Doosan VT-450/VTT/TL-2000/2500



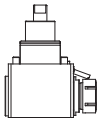
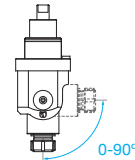
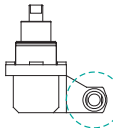
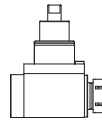
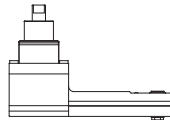
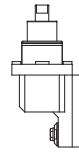


BMT-65: Victor VTurn-A26
 BMT-75: Doosan Puma 400/480/500/V500/VT750
 Hwacheon Hi-Tech 580/700/7026
 Hyundai SKT-400 LCM/V80

BMT-65

	AXIAL	RADIAL	RADIAL ADJUSTABLE	SAW-MILL REDUCER	AXIAL NARROW SPACES SPEEDER
					
Code	DN.000.65	DN.010.65	DN.021.65	DN.030.65	DN.026.65
	ER-32	ER-32	ER-25	Ø22	ER-8
R.P.M max	5.000	5.000	5.000	3.500 	9.000 
	1:1	1:1	1:1	4:1	1:2
Nm max	70	70	30	280	35



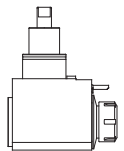
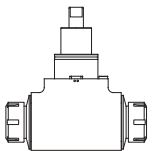
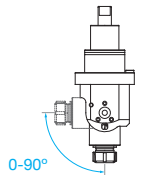
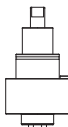




BMT-75



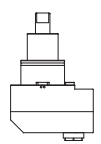

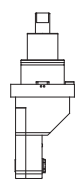
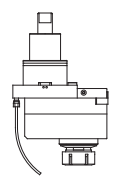


	AXIAL	RADIAL	RADIAL ADJUSTABLE	SAW-MILL	RADIAL IC 80 bar 	WORK INSIDE TUBES	WOODRUFF KEY CUTTER
							
Code	DN.000.75	DN.010.75	DN.021.75	DN.030.75	DN.016.75	DN.040.75	DN.040.75W
	ER-40	ER-40	ER-32	Ø22	ER-40	ER-16A	ER-16A
R.P.M max	4.000	4.000	4.000	4.000	4.000	4.000	4.000
	1:1	1:1	1:1	1:1	1:1	1:1	1:1
Nm max	100	100	60	100	100	100	100



BMT-85

	AXIAL	RADIAL	RADIAL DOUBLE OUTPUT	RADIAL ADJUSTABLE	AXIAL IC 30 bar 
					
Code	DN.000.85	DN.010.85	DN.008.85	DN.021.85	DN.005.85
	ER-50	ER-50	ER-50x2	ER-32	ER-50A
R.P.M max	3.500	3.500	3.500	4.000	3.500
	1:1	1:1	1:1	1:1	1:1
Nm max	180	180	180	60	180

BMT-85

	AXIAL OFFSET IC 80 bar 	RADIAL IC 80 bar 	WOODRUFF KEY CUTTER	"Y" AXIS ±35 mm
				
Code	DN.006.85	DN.016.85	DN.040.85	DN.050.85
	ER-40A	ER-50A	ER-20A	ER-40
R.P.M max	3.500	3.500	3.500	3.500
	1:1	1:1	1:1	1:1
Nm max	180	180	180	180



VDI-20

VDI-30

	AXIAL	AXIAL	RADIAL SET-BACK	SAW-MILL	RADIAL SET-BACK SPEEDER	AXIAL SPEEDER	AXIAL	RADIAL	RADIAL SET-BACK	RADIAL ADJUSTABLE
Code	DU.000.20 ER-16	DU.000.20 ER-20	DU.011.20	DU.030.20	DU.013.20	DU.026.20	DU.000.30	DU.010.30	DU.011.30	DU.021.30
	ER-16	ER-20	ER-20	Ø25	ER-11	ER-11A	ER-25	ER-25	ER-25	ER-20A
R.P.M max	6.000	6.000	6.000	4.000	15.000	15.000	6.000	6.000	6.000	6.000
	1:1	1:1	1:1	1:1	1:3	1:3	1:1	1:1	1:1	1:1
Nm max	25	25	25	25	8	8	30	30	30	18






VDI-30

	SAW-MILL	AXIAL OFFSET	AXIAL OFFSET DOUBLE OUTPUT	AXIAL OFFSET TRIPLE OUTPUT	FIXED ANGLE	RADIAL SET-BACK SPEEDER	AXIAL OFFSET SPEEDER	RADIAL SAW-MILL	AXIAL SAW-MILL
Code	DU.030.30	DU.001.30	DU.004.30/2	DU.004.30/3	DU.012.30	DU.013.30	DU.026.30	DU.037.30	DU.038.30
	Ø25	ER-25	ER-25x2	ER-25x3	ER-16A	ER-11	ER-11A	Ø16	Ø16
R.P.M max	3.000	6.000	6.000	6.000	6.000	18.000	15.000	6.000	6.000
	1:1	1:1	1:1	1:1	1:1	1:3	1:3	1:1	1:1
Nm max	30	30	30	30	30	10	10	30	30










VDI-40

VDI-50

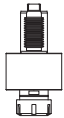
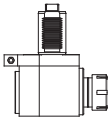
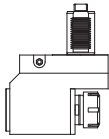
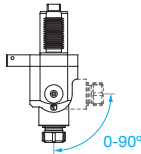
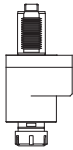



	AXIAL	RADIAL	RADIAL SET-BACK	RADIAL ADJUSTABLE	SAW-MILL	AXIAL OFFSET	AXIAL IC 80 bar 	AXIAL	RADIAL SET-BACK
Code	DU.000.40	DU.010.40	DU.011.40	DU.021.40	DU.030.40	DU.001.40	DU.005.40	DU.000.50	DU.011.50
	ER-32	ER-32	ER-32	ER-25	Ø16	ER-32	ER-32	ER-40	ER-40
R.P.M max	4.000	4.000	4.000	4.000	4.000	4.000	4.000	3.000	3.000
	1:1	1:1	1:1	1:1	1:1	1:1	1:1	1:1	1:1
Nm max	50	50	50	30	50	50	50	100	1000

VDI-50

	RADIAL ADJUSTABLE	SAW-MILL	AXIAL OFFSET	AXIAL REDUCER	AXIAL IC 30 bar 	AXIAL OFFSET IC 80 bar 	RADIAL IC 80 bar 	RADIAL SET-BACK IC 80 bar 
Code	DU.021.50	DU.030.50	DU.001.50	DU.003.50	DU.005.50	DU.006.50	DU.016.50	DU.017.50
	ER-32	Ø25.4	ER-40	ER-40	ER-40	ER-40	ER-40	ER-40
R.P.M max	3.000	3.000	3.000	3.000 	3.000	3.000	3.000	3.000
	1:1	1:1	1:1	4:1	1:1	1:1	1:1	1:1
Nm max	60	100	100	400	100	100	100	100





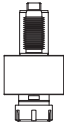
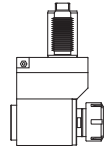
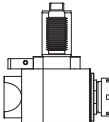
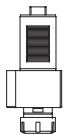
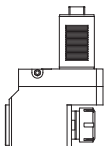



VDI-60

	AXIAL	RADIAL	RADIAL SET-BACK	RADIAL ADJUSTABLE	AXIAL REDUCER
					
Code	DU.000.60	DU.010.60	DU.011.60	DU.021.60	DU.003.60
	ER-50	ER-50	ER-50	ER-32	ER-50
R.P.M max	3.000	3.000	3.000	4.000	2.000 
	1:1	1:1	1:1	1:1	4:1
Nm max	180	180	180	60	720



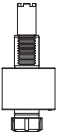
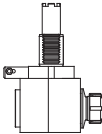
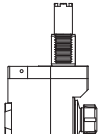
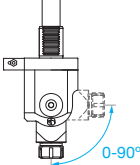
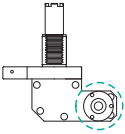


VDI-60

VDI-80

	AXIAL IC 30 bar 	RADIAL REDUCER	RADIAL IC 80 bar 	AXIAL	RADIAL SET-BACK
					
Code	DU.005.60	DU.014.60	DU.016.60	DU.000.80	DU.011.80
	ER-50	ER-50	ER-50	ER-50/ISO40	ER-50/ISO40
R.P.M max	3.000	2.000 	3.000	2.000	2.000
	1:1	4:1	1:1	1:1	1:1
Nm max	180	720	180	180	180



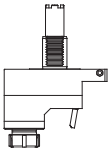
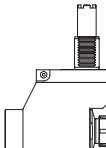
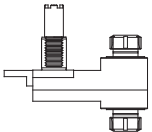
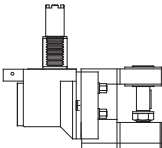
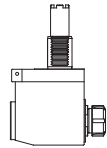






VDI-40



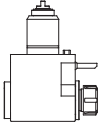
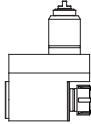
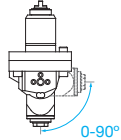
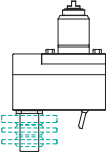
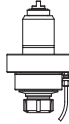


	AXIAL	RADIAL	RADIAL SET-BACK	RADIAL ADJUSTABLE	SAW-MILL
					
Code	HS.000.40	HS.010.40	HS.011.40	HS.021.40	HS.030.40
	ER-32	ER-32	ER-32	ER-25	Ø16
R.P.M max	4.000	4.000	4.000	4.000	4.000
	1:1	1:1	1:1	1:1	1:1
Nm max	50	50	50	50	50



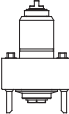

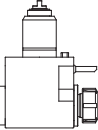
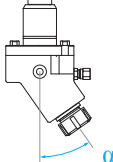
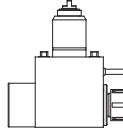
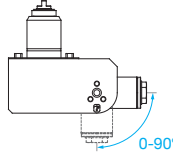
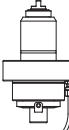


VDI-40

	AXIAL OFFSET SPEEDER IC 70 bar 	RADIAL SET-BACK SPEEDER IC 80 bar 	AXIAL OFFSET 2 SPINDLES	GEAR HOBBER	RADIAL "Y" AXIS
					
Code	HS.007.40	HS.018.40	HS.032.40	HS.036.40	HS.051.40
	ER-32	ER-32	ER-32	Ø16	ER-32
R.P.M max	10.000 	10.000 	4.000	4.000	4.000
	1:2	1:2	1:1	1:1	1:1
Nm max	25	25	50	50	50

CYL. Ø45

	AXIAL	AXIAL	RADIAL	RADIAL SET-BACK	RADIAL ADJUSTABLE	SAW-MILL REDUCER	AXIAL HEAVY DUTY
							
Code	MY.000.ABX ER-25	MY.000.ABX ER-25A	MY.010.ABX	MY.011.ABX	MY.021.ABX	MY.030.ABX	MY.000.ABX ER-32
	ER-25	ER-25A	ER-25	ER-25	ER-16A	Ø27	ER-32
R.P.M max	6.000	6.000	6.000	6.000	6.000	4.000 ↓	6.000
	1:1	1:1	1:1	1:1	1:1	2:1	1:1
Nm max	30	30	30	30	18	60	30

CYL. Ø45






	AXIAL IC 30 bar	AXIAL IC 30 bar	RADIAL HEAVY DUTY	FIXED ANGLE	RADIAL IC 80 bar	RADIAL ADJUSTABLE SPEEDER	AXIAL SAW-MILL
							
Code	MY.005.ABX ER-25A	MY.005.ABX ER-25	MY.010.ABX ER-32	MY.012.ABX	MY.016.ABX	MY.021.ABX/S	MY.038.ABX
	ER-25A	ER-25	ER-32	ER-25	ER-25	ER-16A	Ø22
R.P.M max	6.000	6.000	6.000	6.000	6.000	12.000 ↑	6.000
	1:1	1:1	1:1	1:1	1:1	1:3	1:1
Nm max	30	30	30	30	30	10	30










MODELS

Cyl. Ø45: Miyano BND-51
Miyano LX-08
Miyano LZ-01R/02R

CYL. Ø45




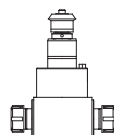

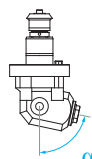
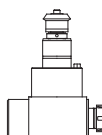
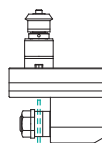



	AXIAL	RADIAL	RADIAL DOUBLE OUTPUT	RADIAL ADJUSTABLE	RADIAL ADJUSTABLE SPEEDER	AXIAL SPEEDER	AXIAL IC 30 bar 
Code	MY.000.BND51	MY.010.BND51	MY.008.BND51	MY.021.BND51	MY.021.BND51/S	MY.002.BND51	MY.005.BND51
	ER-25	ER-25	ER-25x2	ER-16A	ER-16A	ER-11	ER-25
R.P.M max	6.000	6.000	6.000	6.000	12.000 	10.000 	6.000
	1:1	1:1	1:1	1:1	1:3	1:5	1:1
Nm max	30	30	30	18	6	6	30

CYL. Ø45




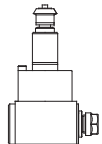
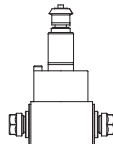

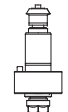




	AXIAL OFFSET IC 80 bar 	RADIAL IC 80 bar 	RADIAL SPEEDER IC 80 bar 	RADIAL INSIDE TUBE SPEEDER	"Y" AXIS ±10 mm	"Y" AXIS ±40 mm
Code	MY.006.BND51	MY.016.BND51	MY.018.BND51	MY.013.BND51	MY.050.BND51/1	MY.050.BND51/2
	ER-20A	ER-20	ER-20	SPECIAL	ER-20A	ER-16A
R.P.M max	6.000	6.000	10.000 	10.000 	6.000	6.000
	1:1	1:1	1:2	1:3.25	1:1	1:1
Nm max	30	30	15	9	30	30



CYL. Ø45 - 1

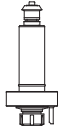
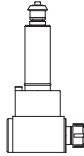
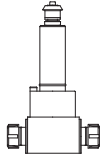
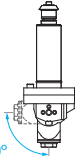


	AXIAL	RADIAL	RADIAL DOUBLE OUTPUT	AXIAL SPEEDER	FIXED ANGLE	RADIAL IC 80 bar 	"Y" AXIS ±5 mm
							
Code	MY.000.BND34	MY.010.BND34	MY.008.BND34	MY.002.BND34	MY.012.BND34	MY.016.BDN34	MY.051.BND34
	ER-25	ER-25	ER-25x2	ER-20A	ER-16A	ER-25	Ø25.4
R.P.M max	6.000	6.000	6.000	15.000 	6.000	6.000	6.000
	1:1	1:1	1:1	1:5	1:1	1:1	1.5:1
Nm max	30	30	30	6	30	30	45

CYL. Ø45 - 2


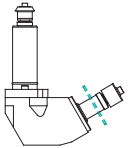
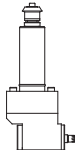
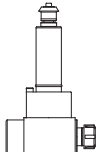
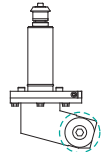




	AXIAL	RADIAL	RADIAL DOUBLE OUTPUT	AXIAL SPEEDER	AXIAL IC 30 bar 	RADIAL IC 80 bar 
						
Code	MY.000.BNE34	MY.010.BNE34	MY.008.BNE34	MY.002.BNE34	MY.005.BNE34	MY.016.BNE34
	ER-20	ER-20	ER-20x2	ER-20A	ER-20	ER-20
R.P.M max	6.000	6.000	6.000	15.000 	6.000	6.000
	1:1	1:1	1:1	1:5	1:1	1:1
Nm max	30	30	30	6	30	30



CYL. Ø45

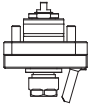
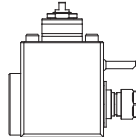
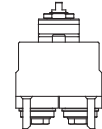
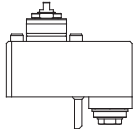
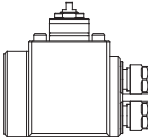


	AXIAL	RADIAL	RADIAL DOUBLE OUTPUT	RADIAL ADJUSTABLE
				
Code	MY.000.BNJ	MY.010.BNJ	MY.008.BNJ	MY.021.BNJ
	ER-25	ER-25	ER-25x2	ER-16A
R.P.M max	6.000	6.000	6.000	6.000
	1:1	1:1	1:1	1:1
Nm max	30	30	30	18

CYL. Ø45

	SAW-MILL REDUCER	RADIAL SPEEDER	RADIAL IC 80 bar 	GEAR HOBBING
				
Code	MY.030.BNJ	MY.013.BNJ	MY.016.BNJ	MY.036.BNJ
	Ø20	ER-8	ER-25	Ø16
R.P.M max	2.000 	20.000 	6.000	2.500
	4:1	1:5	1:1	4:1
Nm max	120	6	30	120



CYL. Ø38

	AXIAL	RADIAL	AXIAL DOUBLE OUTPUT	AXIAL DOUBLE OUTPUT OFFSET	RADIAL DOUBLE OUTPUT
					
Code	MY.000.BNA	MY.010.BNA	MY.023.BNA/A	MY.023.BNA	MY.029.BNA
	ER-16	ER-16	ER-16x2	ER-16x2	ER-16x2
R.P.M max	6.000	6.000	6.000	6.000	6.000
	1:1	1:1	1:1	1:1	1:1
Nm max	30	30	30	30	30


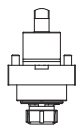
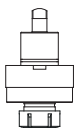
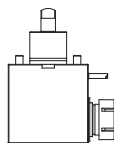
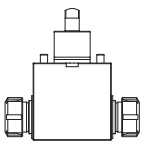
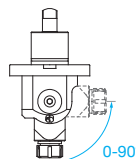
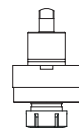
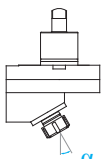




MODELS



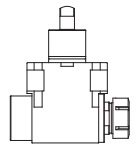
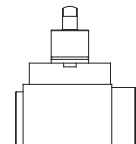
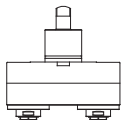
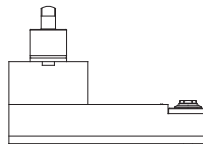
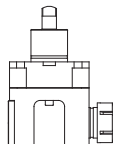



Cyl. Ø60: Mori Seiki NL/NLX-1500/2000/2500/3000
Mori Seiki NT-4200/4250/5400
DMG CTX Beta 800
Goodway GS-2600Y

Chevalier FNL-250/320
Feeler HT-30 MC Y/SY
MT Rent - MTCut T25Y SY

CYL. Ø60

	AXIAL	AXIAL	RADIAL	RADIAL DOUBLE OUTPUT	RADIAL ADJUSTABLE	AXIAL IC. 30 bar 	FIXED ANGLE
							
Code	MS.000.NL ER-32	MS.000.NL ER-40	MS.010.NL	MS.008.NL	MS.021.NL	MS.005.NL	MS.012.NL
	ER-32	ER-40	ER-40	ER-32x2	ER-25	ER-32	ER-25
R.P.M max	6.000	6.000	6.000	6.000	6.000	6.000	6.000
	1:1	1:1	1:1	1:1	1:1	1:1	1:1
Nm max	70	70	70	70	30	70	70

CYL. Ø60

	RADIAL IC. 80 bar 	RADIAL CAPTO C4 IC. 80 bar 	AXIAL DOUBLE OUTPUT	WORK INSIDE TUBES	RADIAL SWIVELING	RADIAL DOUBLE SWIVELING
						
Code	MS.016.NL	MS.016.NLC4	MS.023.NL	MS.040.NL	MS.051.NLA	MS.051.NLB
	ER-40	CAPTO C4	ER-25Ax2	ER-11A	ER-40	ER-25
R.P.M max	6.000	6.000	6.000	6.000	6.000	6.000
	1:1	1:1	1:1	1:1.5	1:1	1:1
Nm max	70	70	70	47	70	70

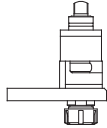
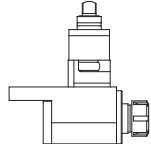
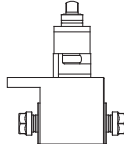
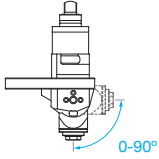
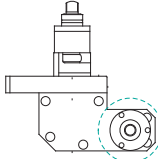
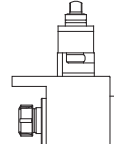




MODELS

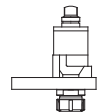
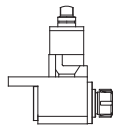
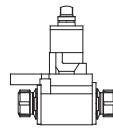
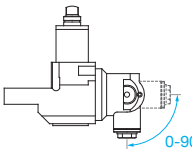
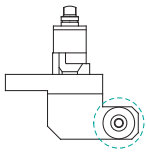
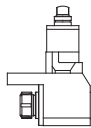


SL-150: Mori Seiki SL/ZL-150
Mori Seiki DL-15/150

SL-200: Mori Seiki SL/ZL-200
CMZ TC-15/20/30/35
CMZ TL-20/25
Goodway GS-200/230/260
Goodway GA-200/260/280

SL-150


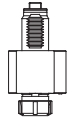
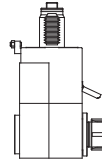
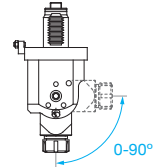
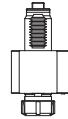
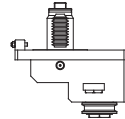


	AXIAL	RADIAL	RADIAL DOUBLE OUTPUT	RADIAL ADJUSTABLE	SAW-MILL	RADIAL SUBSPINDLE
						
Code	MS.000.SL150	MS.010.SL150	MS.008.SL150	MS.021.SL150	MS.030.SL150	MS.033.SL150
	ER-25	ER-25	ER-20x2	ER-16A	Ø22	ER-25
R.P.M max	6.000	6.000	6.000	6.000	3.000	6.000
	1:1	1:1	1:1	1:1	1:1	1:1
Nm max	32	32	32	7	32	32

SL-200

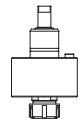
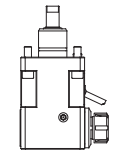

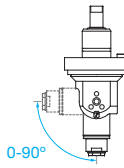
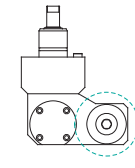
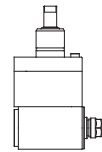
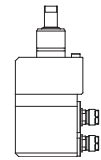
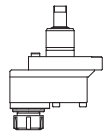




	AXIAL	RADIAL	RADIAL DOUBLE OUTPUT	RADIAL ADJUSTABLE	SAW-MILL	RADIAL SUBSPINDLE
						
Code	MS.000.SL200	MS.010.SL200	MS.008.SL200	MS.021.SL200	MS.030.SL200	MS.033.SL200
	ER-32	ER-32	ER-32x2	ER-16A	Ø22	ER-32
R.P.M max	6.000	6.000	6.000	6.000	6.000	6.000
	1:1	1:1	1:1	1:1	1:1	1:1
Nm max	70	70	70	70	70	70



VDI-40

	AXIAL	RADIAL	RADIAL ADJUSTABLE	AXIAL IC 30 bar 	AXIAL OFFSET
					
Code	MU.000.MT20	MU.010.MT20	MU.021.MT20	MU.005.MT20	MU.001.MT20
	ER-32	ER-32	ER-16	ER-32	ER-32A
R.P.M max	4.000	4.000	15.000	4.000	4.000
	1:1	1:1	1:5	1:1	1:1
Nm max	50	50	10	50	50

CYL. Ø40

	AXIAL*	RADIAL	RADIAL SET-BACK	RADIAL ADJUSTABLE	SAW-MILL REDUCER	RADIAL SPEEDER	RADIAL 4 SPINDLES	"Y" AXIS ±15 mm
								
Code	MU.000.MT12	MU.010.MT12	MU.011.MT12	MU.021.MT12	MU.030.MT12B	MU.013.MT12	MU.029.MT12	MU.050.MT12
	ER-25	ER-25	ER-25	ER-20A	Ø22	ER-20	ER-16x4	ER-25
R.P.M max	5.000	5.000	5.000	5.000	2.000 	8.000 	5.000	5.000
	1:1	1:1	1:1	1:1	2.5:1	1:2	1:1	1:1
Nm max	30	30	30	18	75	15	30	30



*Also available with high pressure coolant through





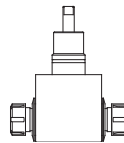
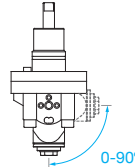


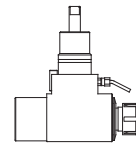
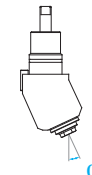



Specials  Welcome

MODELS

BMT-44: Nakamura WT-100
Nakamura Super NTY-3

BMT-55: Nakamura SC-150/250
Nakamura Super NTJ/NTJX
Nakamura TMC-20
Nakamura TW-10
Nakamura WT-20/150/250

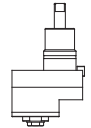
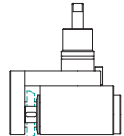

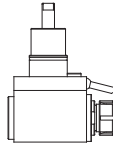
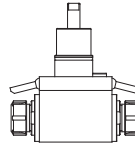
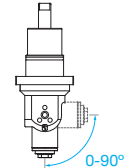
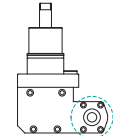





BMT-44

	AXIAL	RADIAL	RADIAL DOUBLE OUTPUT	RADIAL ADJUSTABLE	AXIAL SPEEDER	AXIAL IC 30 bar 	RADIAL IC 80 bar 	FIXED ANGLE
								
Code	NK.000.44	NK.010.44	NK.008.44	NK.021.44	NK.002.44	NK.005.44	NK.016.44	NK.012.44
	ER-25	ER-25	ER-25x2	ER-16A	ER-16A	ER-25	ER-25	ER-16A
R.P.M max	6.000	6.000	6.000	6.000	18.000 	6.000	6.000	6.000
	1:1	1:1	1:1	1:1	1:3	1:1	1:1	1:1
Nm max	30	30	30	18	6	30	30	30



BMT-44

BMT-55

	AXIAL SPEEDER OFFSET	SAW-MILL SWIVELING	AXIAL	RADIAL	RADIAL DOUBLE OUTPUT	RADIAL ADJUSTABLE	SAW-MILL	AXIAL SPEEDER
								
Code	NK.026.44	NK.051.44	NK.000.55	NK.010.55	NK.008.55	NK.021.55	NK.030.55	NK.002.55
	ER-16A	Ø22	ER-32	ER-32	ER-32x2	ER-16A	Ø22	ER-20A
R.P.M max	15.000 	3.000	6.000	6.000	6.000	6.000	3.000	20.000 
	1:5	1:1	1:1	1:1	1:1	1:1	1:1	1:5
Nm max	6	30	50	50	50	18	50	10




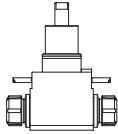
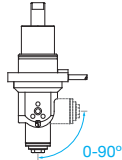
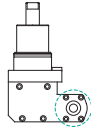
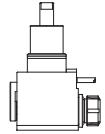




MODELS




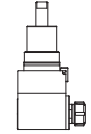
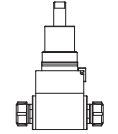
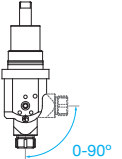

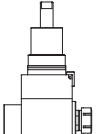


BMT-65: Nakamura SC-300
Nakamura TMC-200/300 M
Nakamura TW-20
Nakamura WT-300

BMT-75: Nakamura SC-450
Nakamura STS-40
Nakamura STW-40
Nakamura TMC-400
Nakamura TW-30

BMT-65

	AXIAL	RADIAL	RADIAL DOUBLE OUTPUT	RADIAL ADJUSTABLE	SAW-MILL	RADIAL IC 80 bar 
						
Code	NK.000.65	NK.010.65	NK.008.65	NK.021.65	NK.030.65	NK.016.65
	ER-32	ER-32	ER-32x2	ER-16A	Ø22	ER-32
R.P.M max	6.000	6.000	6.000	6.000	3.000	6.000
	1:1	1:1	1:1	1:1	1:1	1:1
Nm max	70	70	70	30	70	70

BMT-75

	AXIAL	RADIAL	RADIAL DOUBLE OUTPUT	RADIAL ADJUSTABLE	AXIAL IC 30 bar 	RADIAL IC 80 bar 
						
Code	NK.000.75	NK.010.75	NK.008.75	NK.021.75	NK.005.75	NK.016.75
	ER-40	ER-40	ER-32x2	ER-25	ER-40	ER-40
R.P.M max	6.000	6.000	6.000	6.000	6.000	6.000
	1:1	1:1	1:1	1:1	1:1	1:1
Nm max	100	100	100	60	100	100



MODELS

BMT-60-1: Okuma Genos L300 MYW
 Okuma LB-2000 EX M MY/EX MW
 Okuma LB-2500 EX M
 Okuma LB-3000 EX M MY/EX MW MYW

BMT-60-2: Okuma LB-4000 EX M MY

BMT-60-1

	AXIAL	RADIAL	RADIAL DOUBLE OUTPUT	RADIAL ADJUSTABLE	AXIAL DOUBLE OUTPUT	AXIAL IC 30 bar	RADIAL IC 80 bar	RADIAL MULTIPLE
Code	OK.000.LB2000	OK.010.LB2000	OK.008.LB2000	OK.021.LB2000	OK.004.LB2000	OK.005.LB2000	OK.016.LB2000	OK.029.LB2000
	ER-32	ER-32	ER-32x2	ER-25	ER-25x2	ER-32	ER-32	ER-25x3
R.P.M max	6.000	6.000	6.000	6.000	6.000	6.000	6.000	6.000
	1:1	1:1	1:1	1:1	1:1	1:1	1:1	1:1
Nm max	180	180	180	60	180	180	180	180



BMT-60-2

	AXIAL	RADIAL	RADIAL DOUBLE OUTPUT	RADIAL ADJUSTABLE	AXIAL IC 30 bar	RADIAL IC 80 bar	AXIAL SAW MILL
Code	OK.000.LB4000	OK.010.LB4000	OK.008.LB4000	OK.021.LB4000	OK.005.LB4000	OK.016.LB4000	OK.038.LB4000
	ER-40	ER-40	ER-40x2	ER-25	ER-40	ER-40	Ø27
R.P.M max	6.000	6.000	6.000	6.000	6.000	6.000	6.000
	1:1	1:1	1:1	1:1	1:1	1:1	1:1
Nm max	180	180	180	60	180	180	180



MODELS

VDI-30 · 1: Okuma LB-10 M/ Eco ES-L6/8 II M
Okuma LB-200 M/MW/MY
Okuma GENOS L-200 E-M MY
VDI-30 · 2: Okuma LT-10 M/LT-200 M/MY

VDI-40: Okuma Captain L-370M
Okuma Genos L-300 E-M/MY
Okuma LB-15 MW/LB-300 M/MW/LB-3000 EX M
Okuma LR-15 / ECO S L-10
Okuma LU-15 M/LU-300 M/MY

VDI-30-1

VDI-30-2

	AXIAL*	RADIAL*	RADIAL SET-BACK*	RADIAL ADJUSTABLE	SAW-MILL	AXIAL*	RADIAL*
Code	OK.000.LB200	OK.010.LB200	OK.011.LB200	OK.021.LB200	OK.030.LB200	OK.000.LT10	OK.010.LT10
	ER-25	ER-25	ER-25	ER-16A	Ø16	ER-25	ER-25
R.P.M max	6.000	6.000	6.000	6.000	3.000	6.000	6.000
	1:1	1:1	1:1	1:1	1:1	1:1	1:1
Nm max	30	30	30	18	30	30	30



VDI-30-2

VDI-40

	RADIAL ADJUSTABLE	SAW-MILL	AXIAL*	RADIAL*	RADIAL SET-BACK*	RADIAL ADJUSTABLE	SAW-MILL
Code	OK.021.LT10	OK.030.LT10	OK.000.LB300	OK.010.LB300	OK.011.LB300	OK.021.LB300	OK.030.LB300
	ER-16A	Ø16	ER-32	ER-32	ER-32	ER-25	Ø22
R.P.M max	6.000	3.000	4.000	4.000	4.000	4.000	4.000
	1:1	1:1	1:1	1:1	1:1	1:1	1:1
Nm max	18	30	50	50	50	30	50



*Also available with high pressure coolant through


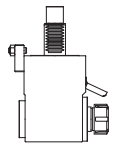
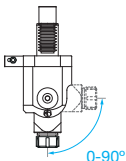
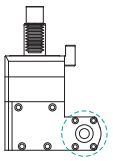

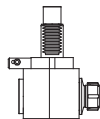


MODELS

VDI-40 · 1: Okuma Genos L-300 MW/MYW
Okuma LT-15 M/MY
Okuma LT-300 M/MW

VDI-40 · 2: Okuma LB-25 II M/400 M/4000 EX M
Okuma LU-25 M
VDI-40 · 3: Okuma LT-25 M/MY

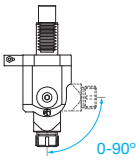
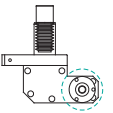
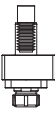
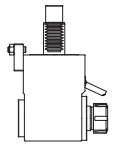
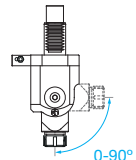
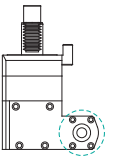


VDI-40-1

VDI-40-2

	AXIAL*	RADIAL*	RADIAL ADJUSTABLE	SAW-MILL	AXIAL*	RADIAL*
						
Code	OK.000.LT15	OK.010.LT15	OK.021.LT15	OK.030.LT15	OK.000.LB400	OK.010.LB400
	ER-32	ER-32	ER-25	Ø22	ER-40	ER-40
R.P.M max	4.000	4.000	4.000	4.000	4.000	4.000
	1:1	1:1	1:1	1:1	1:1	1:1
Nm max	50	50	30	50	50	50

VDI-40-2

VDI-40-3

	RADIAL ADJUSTABLE	SAW-MILL	AXIAL*	RADIAL*	RADIAL ADJUSTABLE	SAW-MILL
						
Code	OK.021.LB400	OK.030.LB400	OK.000.LT25	OK.010.LT25	OK.021.LT25	OK.030.LT25
	ER-25	Ø22	ER-32	ER-32	ER-25	Ø22
R.P.M max	4.000	4.000	4.000	4.000	4.000	4.000
	1:1	1:1	1:1	1:1	1:1	1:1
Nm max	30	50	50	50	30	50



*Also available with high pressure coolant through

Specials  Welcome

VDI-30 DIN 5480

VDI-40 DIN 5480

	AXIAL	RADIAL	RADIAL SET-BACK	RADIAL DOUBLE OUTPUT	RADIAL ADJUSTABLE 0-90°	AXIAL	RADIAL	RADIAL SET-BACK	RADIAL ADJUSTABLE 0-90°	AXIAL IC 30 bar
Code	SA.000.3080	SA.010.3080	SA.011.3080	SA.008.3080	SA.021.3080	SA.000.4080	SA.010.4080	SA.011.4080	SA.021.4080	SA.005.4080
	ER-25	ER-25	ER-25	ER-25x2	ER-16A	ER-32	ER-32	ER-32	ER-25	ER-32
R.P.M max	6.000	6.000	6.000	6.000	6.000	4.000	4.000	4.000	4.000	4.000
	1:1	1:1	1:1	1:1	1:1	1:1	1:1	1:1	1:1	1:1
Nm max	30	30	30	30	18	50	50	50	30	50





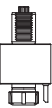
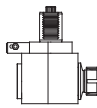
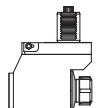
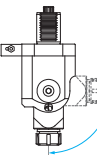
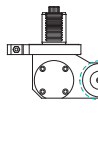
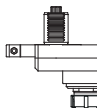
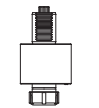
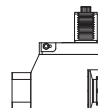



VDI-50 DIN 5480

VDI-30 DIN 5482


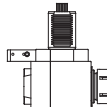
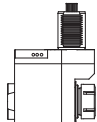
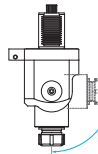
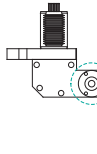
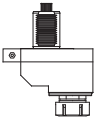
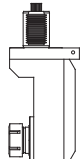


	AXIAL	RADIAL	RADIAL SET-BACK	AXIAL OFFSET	RADIAL SET-BACK IC 80 bar	AXIAL	RADIAL	RADIAL SET-BACK	RADIAL ADJUSTABLE 0-90°	AXIAL IC 30 bar
Code	SA.000.5080	SA.010.5080	SA.011.5080	SA.001.5080	SA.017.5080	SA.000.3082	SA.010.3082	SA.011.3082	SA.021.3082	SA.005.3082
	ER-40	ER-40	ER-40	ER-40	ER-40	ER-25	ER-25	ER-25	ER-16A	ER-25
R.P.M max	3.000	3.000	3.000	3.000	3.000	6.000	6.000	6.000	6.000	6.000
	1:1	1:1	1:1	1:1	1:1	1:1	1:1	1:1	1:1	1:1
Nm max	100	100	100	100	100	30	30	30	18	30



VDI-40 DIN 5482

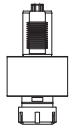
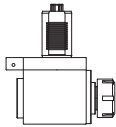
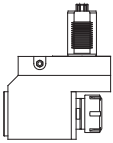
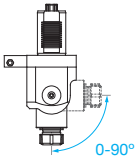
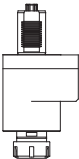



	AXIAL	RADIAL	RADIAL SET-BACK	RADIAL ADJUSTABLE	SAW-MILL REDUCER	AXIAL OFFSET	AXIAL IC 30 bar 	RADIAL SET-BACK IC 80 bar 
								
Code	SA.000.4082	SA.010.4082	SA.011.4082	SA.021.4082	SA.030.4082	SA.001.4082	SA.005.4082	SA.017.4082
	ER-32	ER-32	ER-32	ER-25	Ø22	ER-32	ER-32	ER-32
R.P.M max	4.000	4.000	4.000	4.000	4.000 	4.000	4.000	4.000
	1:1	1:1	1:1	1:1	2.5:1	1:1	1:1	1:1
Nm max	50	50	50	30	125	50	50	50

VDI-50 DIN 5482




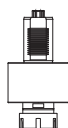
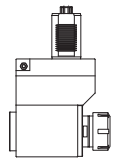
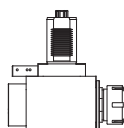
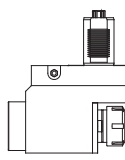



	AXIAL	RADIAL	RADIAL SET-BACK	RADIAL ADJUSTABLE	SAW-MILL	AXIAL OFFSET	WORK INSIDE TUBES
							
Code	SA.000.5082	SA.010.5082	SA.011.5082	SA.021.5082	SA.030.5082	SA.001.5082	SA.040.5082
	ER-40	ER-40	ER-40	ER-32	Ø25.4	ER-40	ER-40
R.P.M max	3.000	3.000	3.000	4.000	3.000	3.000	3.000
	1:1	1:1	1:1	1:1	1:1	1:1	1:1
Nm max	100	100	100	60	100	100	100



VDI-60 DIN 5482

	AXIAL	RADIAL	RADIAL SET-BACK	RADIAL ADJUSTABLE	AXIAL REDUCER
					
Code	SA.000.6082	SA.010.6082	SA.011.6082	SA.021.6082	SA.003.6082
	ER-50	ER-50	ER-50	ER-32	ER-50
R.P.M max	3.000	3.000	3.000	3.000	1.500 
	1:1	1:1	1:1	1:1	2:1
Nm max	180	180	180	60	360

VDI-60 DIN 5482

	AXIAL IC 30 bar 	RADIAL REDUCER	RADIAL IC 80 bar 	RADIAL SET-BACK IC 80 bar 
				
Code	SA.005.6082	SA.014.6082	SA.016.6082	SA.017.6082
	ER-50	ER-50	ER-50	ER-50
R.P.M max	3.000	1.500 	3.000	3.000
	1:1	2:1	1:1	1:1
Nm max	180	360	180	180



Output types

ER Collet DIN 6499



Coromant Capto ®



ER-A Internal collet DIN 6499 / KM™



Quick change tapping holder / HSK DIN 69893



Weldon DIN 1835 or Wistle notch / ABS® KOMET®



Madaula modular MMT System / DIN 6358



Live tooling available for

- | | | |
|-------------------|-----------------|--------------|
| ACCUWAY | GURUTZPE | MÜGA |
| AFM | HANKOOK | MWF |
| AMADA | HARDINGE | NILES |
| AMK | HEID | PADOVANI |
| AVM | HERNAULT | PITTLER |
| AXA | HERNAULT-TOYODA | RAMO |
| BIGLIA | HESSAPP | REALMECA |
| BENZINGER | HEYLIGENSTAEDT | RIKA |
| BOEHRINGER | HITACHI-SEIKI | ROMI |
| BOLEY | HOBEGGER | SAEILO |
| BRAUNGART | HURCO | SCHERER |
| BRINKMANN | HYUNDAI-WIA | SHAUBLIN |
| BUMOTEC | HWACHEON | SMEC |
| CAZENEUVE | IKEGA | SOMAB |
| CINCINNATI | INDEX | SONIM |
| CMZ | IYORI | SPINNER |
| COLCHESTER | JATOR | STOREBRO |
| CSEPEL | J.G. WEISSER | SYMG |
| DAINICHI | JINN-FA | TAKAMAZ |
| DANOVAT | KERN | TAKANG |
| DMG | KUMMER | TAKISAWA |
| DÖRRIES-SCHARMANN | LARU | TECHNO |
| DS6-PONY | LEADWELL | TEZSA |
| EMAG | LEALDE | TOS |
| EMCO | MAGDEBURG | TORGTAI |
| ERGOMAT | MAHO | TRAUB |
| FAMAR | MANURHIN | VICTOR |
| FAMOT | MAS-KOVOSVIT | VOEST-ALPINE |
| FEMCO | MATRA | WEILER |
| GANESH | MAX NOVO | WEISSER |
| GEMINIS | MAZAK | WFL |
| GEORG FISCHER | MHP | WIA |
| GILDEMEISTER | MAXMULLER | WINTEC |
| GOODWAY | MONARCH | ZPS |
| GRAZIANO | MONFORTS | |

Turret connections and drives

VDI with DIN 5480 / DIN5482



VDI with DIN 1809



VDI with Clutch



VDI with Bevel Gear



BMT



Special Connections



Collets

Standard



Tapping without compensation



Tapping ET-1 with compensation



Clamping nuts

Std



Mini (M)



Internal (A)



Sealed



Sealing discs

Standard sealing disc




Type	Order n°	Range Ø	Increment	Order n°	Range Ø	Increment	Order n°	Range Ø	Order n°	Order n°	Order n°	Order n°	Order n°	Range Ø	Increment
ER-8	1108.XXX00	1-5	0.5							3508.0000					
ER-11	1111.XXX00	1-7	0.5	1411.XXX00	1-7	0.5	1512.XXX00	1.4-3.55	3411.00000	3511.00000	3311.00000	3411.2XXXX0 Ø Range 1-5			
ER-16	1116.XXX00	1-10	1	1416.XXX00	4-9	1	1516.XXX00	1.4-6.3	3416.00000	3516.00000	3316.00000	3416.20000	3916.0XXX0	3-10	0.5
ER-20	1120.XXX00	1-13	1	1420.XXX00	4-12	1	1520.XXX00	2.2-7	3420.00000	3520.00000	3320.00000	3420.20000	3920.0XXX0	3-13	0.5
ER-25	1125.XXX00	1-16	1	1425.XXX00	4-16	1	1525.XXX00	2.5-10	3425.00000	3525.00000	3325.00000	3425.20000	3925.0XXX0	3-16	0.5
ER-32	1132.XXX00	2-20	1	1432.XXX00	4-20	1	1532.XXX00	4.5-12.5	3432.00000		3332.00000	3432.20000	3932.0XXX0	3-20	0.5
ER-40	1140.XXX00	3-26	1	1440.XXX00	6-22	1	1540.XXX00	6-17	3440.00000		3340.00000	3440.20000	3940.0XXX0	3-26	0.5
ER-50	1150.XXX00	10-34	2	1450.XXX00	22-32	3			3450.00000						

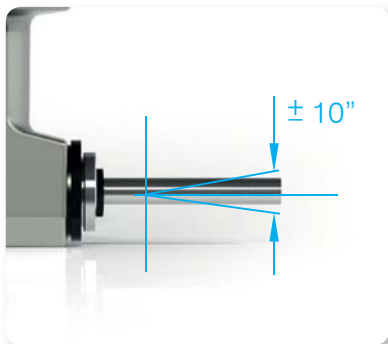
How to order. Example / Exemple comment commander / Esempio di ordinazione: ER-16 Standard collet / Range 3-2.5 = 1116.03000

Precision


Maximum misalignment



Angle tolerance



Max. runout inside the spindle



Quality procedures

- Progressive increasing to full speed: Temperature, speed, noise, leakage and vibration control.
- Main dimensions control with Coordinate Measuring Machine for all products.
- Quality certificate on delivery.

- Accélération progressive jusqu'à la vitesse maximale, contrôle de température, vitesse, bruit, fuites et vibrations.
- Contrôle des principales dimensions avec machine à mesurer CNC.
- Livraison du certificat de qualité.

- Progressivo aumento a tutta velocità: Controllo di temperatura, velocità, rumorosità, perdite e vibrazioni.
- Controllo dimensione su tutti i prodotti con macchina per misure a coordinate.
- Certificato di qualità sulla consegna.



Certificate ISO 9001:2008 since 1999.

Certificat ISO 9001:2008 depuis le 1999.

Certificato ISO 9001: 2008 da 1999.

Global services

- Specialized technical assistance team with extensive experience at your disposal.
- Repair service includes: disassembly, inspection, quote, replace, rebuilt and dynamic tests, all in a shortest delivery time frame.
- Preventive maintenance.
- For our existing customers, we will inspect and repair competitor's products upon request.
- Express service, when required.

- Une équipe spécialisée en assistance technique et avec une vaste expérience est mis à votre disposition.
- La réparation comprend: démontage, inspection, devis, remplacement des éléments abimés, remontage et essais dynamiques, tout dans les plus brefs délais.
- Maintenance preventive.
- Seulement pour nos clients, nous réparons tous les types de produits qu'ils soient ou non de notre fabrication.
- Service express, si nécessaire.

- Servizio di assistenza tecnica con team specializzato con una vasta esperienza a vostra disposizione.
- Il servizio di riparazione comprende: smontaggio, verifica tecnica, quotazione, sostituzione, rodaggio e collaudo, il tutto in una consegna breve.
- Manutenzione preventiva
- Per i nostri clienti offriamo servizio di riparazione anche su prodotti non di nostra produzione.
- Servizio espresso, su richiesta.



100% Tested



Everything is possible

Customized products for Innovative solutions: We match the tool to the part and the machine.

Our team of engineers and technicians are working to create special products
Which enhance the machine capability and increase the productivity of our customers.

55 years of experience

in the development of special products.

55 ans d'expérience dans le développement de produits spéciaux.

55 anni di esperienza nello sviluppo di prodotti speciali.

Successful technical experience

and market knowledge.

Réussi savoir-faire technique et connaissance du marché.

Esperienza tecnica e successo di mercato.

Engineers and technicians

working together.

Ingénieurs et techniciens qui travaillent ensemble.

Ingenieri e tecnici che lavorano assieme.


Ingenuity and open mind

to find the best solutions.

Ingéniosité et l'esprit ouvert pour trouver les meilleures solutions.

L'ingegno e la mente aperta per trovare le migliori soluzioni.

Continuous innovation: We ensure close cooperation with our customers worldwide.



Innovation non-stop:

Nous assurons une étroite coopération avec nos clients dans le monde entier.

Innovazione continua:

Garantiamo una stretta collaborazione con i nostri clienti in tutto il mondo.



Design and production according to the customer specifications. More than 8000 specials designed and manufactured as per our customer's requirements.

Conception et fabrication selon les spécifications des clients. Plus de 8000 types spéciaux fabriqués.

Progettazione e produzione secondo le specifiche del cliente. Più di 8000 offerte speciali progettate su misura.



P.000
Axial



P.001
Axial offset



P.002
Axial speeder



P.003
Axial reducer



P.005
Axial
internal coolant



P.006
Axial offset
internal coolant



P.008
Radial double output



P.010
Radial



P.011
Radial set-back



P.012
Radial fixed angle



P.013
Radial speeder



P.014
Radial reducer



P.016
Radial
internal coolant



P.017
Radial set-back
internal coolant



P.018
Radial speeder
internal coolant



P.019
Radial reducer
internal coolant



P.021
Radial
adjustable



P.022
Radial adjustable
internal coolant



P.023
Axial multiple outputs



P.025
Static



P.026
Axial offset speeder



P.027
Axial offset reducer



P.029
Radial multiple outputs



P.030
Saw-mill



P.031
Axial offset
double output



P.034
Polygon marker



P.035
Thread whirling



P.036
Gear hobbing



P.038
Axial saw-mill



P.040
Work inside tubes



P.051
Radial Y Axis

Wide range of solutions



Spindle speeders



Multispindle heads



High frequency spindles



Live tooling for swiss type lathes



Angle heads



Angle heads & accessories